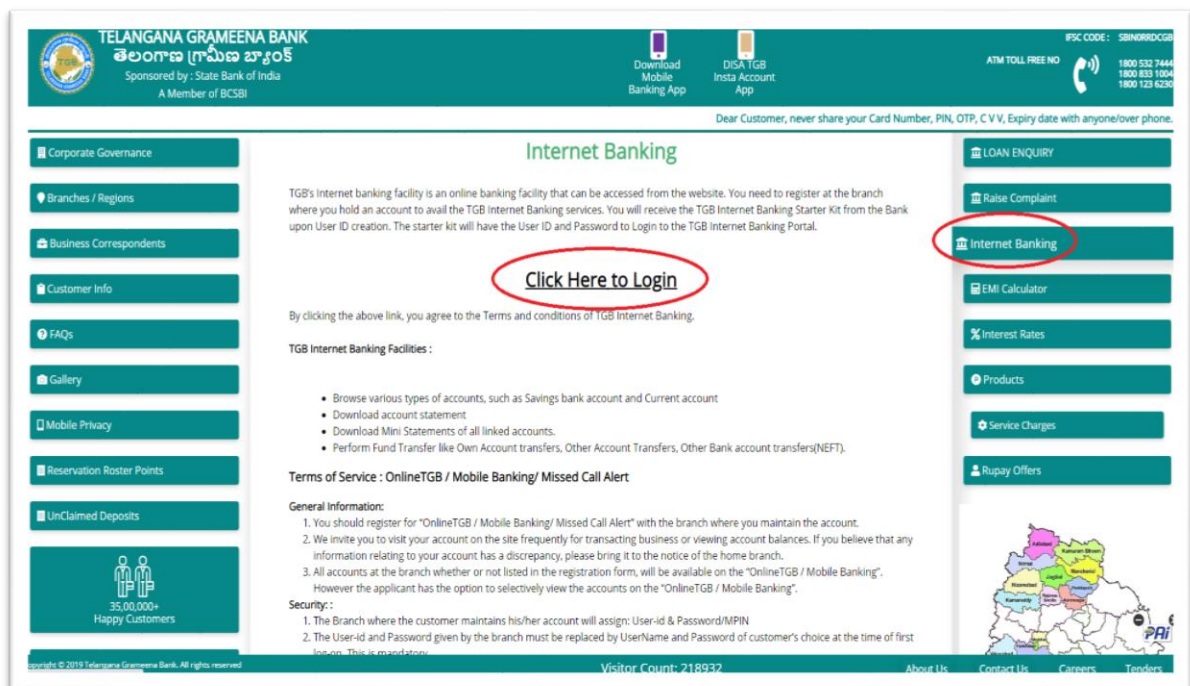


TELANGANA GRAMEENA BANK

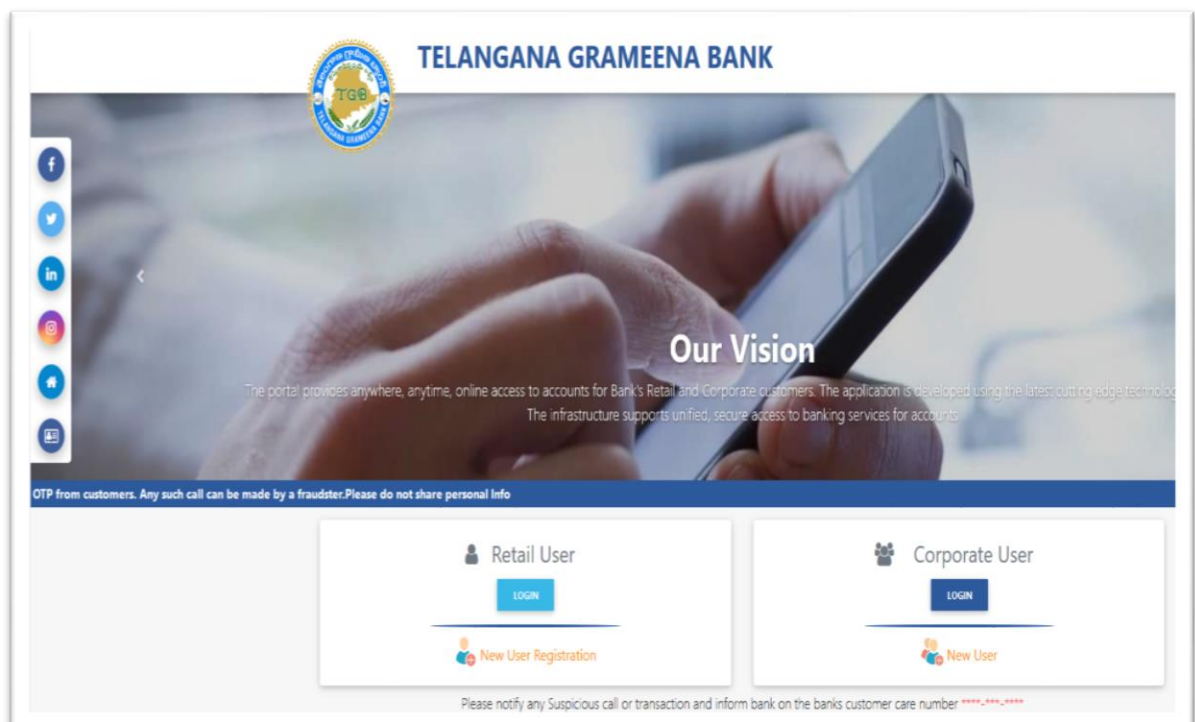
User Activation / Login in the Internet Banking Site

Customer need to submit the INB registration form at account home branch for enabling the INB services.

1. Visit the Internet Banking section in our website www.tgbhyd.in and click the link – **Click Here to Login.**

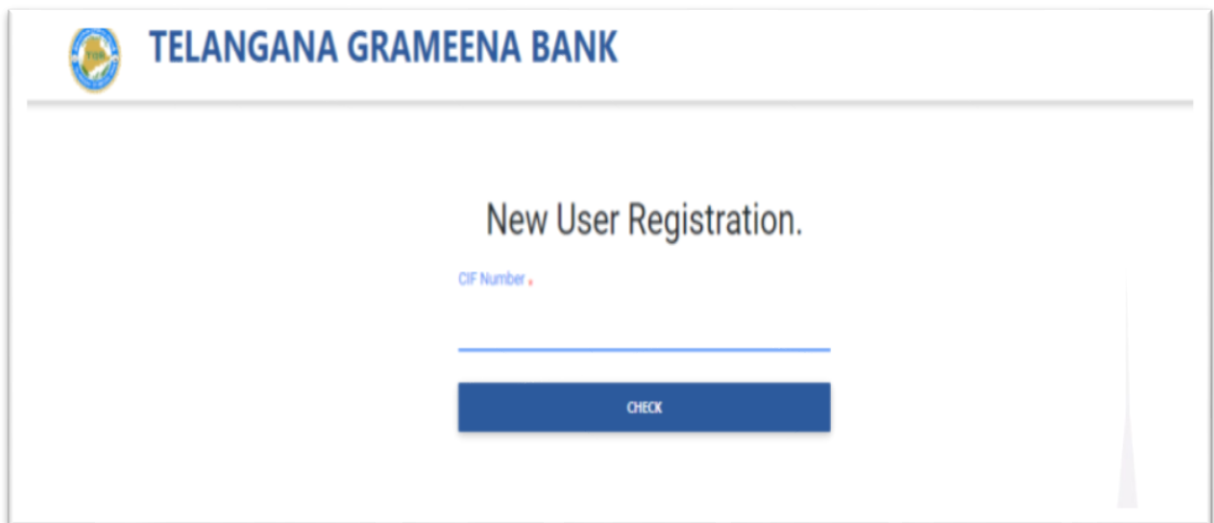


2. The page will be redirected to <https://www.cedgenetbanking.in/OnlineTGB/>




For Retail User:

3. Click on New user Registration under Retail Banking.



The screenshot shows the 'New User Registration' page of the Telangana Grameena Bank. At the top left is the bank's logo, followed by the name 'TELANGANA GRAMEENA BANK' in blue. The main heading is 'New User Registration.' Below this, there is a label 'CIF Number' with a red asterisk. A horizontal line is positioned below the label, and a blue button with the text 'CHECK' is centered below the line.

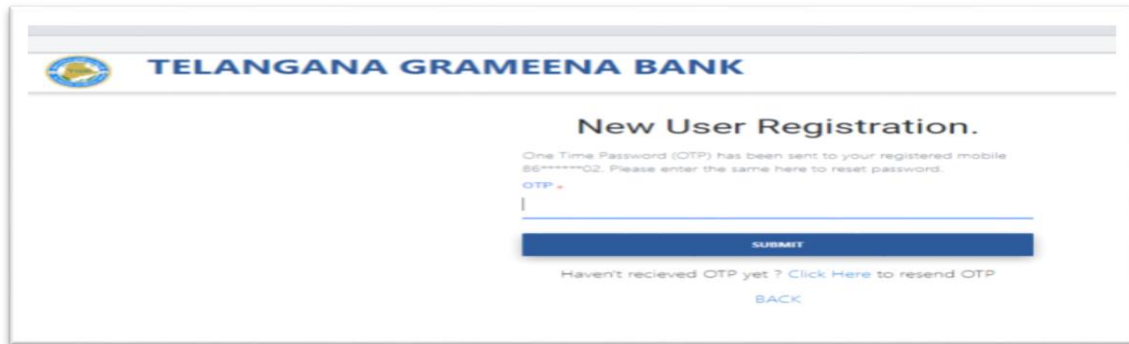
4. Enter CIF (Customer Identification Number) and click Check button.



The screenshot shows the 'User Driven Registration-New User' page of the Telangana Grameena Bank. The page has a blue header with the bank's logo and name. Below the header, there is a registration form with the following fields: 'Account Number' (with a red asterisk and a note: '(Account number is available in your passbook/statement)'), 'CIF Number' (with a red asterisk and a note: '(CIF number is available in your passbook/statement)', containing the value '29029471098'), 'Registered Mobile Number' (with a red asterisk and a note: '(Enter 10 digit mobile number)'), and 'Date Of Birth' (with a red asterisk). To the right of the form is a large blue sphere with the text 'Register HERE'. Below the form fields is a Captcha image showing the text 'VxkNhw' and a green circular arrow icon. Below the Captcha is a checkbox with the text 'Click here to indicate that you have read and agree to the Terms and Conditions'. At the bottom right of the form is a blue button with the text 'SUBMIT'.

- a. Enter your account number as displayed in your passbook.
 - b. Enter the mobile number registered in your branch.
 - c. Enter date of birth.
 - d. Enter the Captcha code.
 - e. Read the Terms and Conditions and Check the Box.
 - f. Click SUBMIT.
5. Enter the One-time password (OTP) sent to the mobile number registered to the Account and click SUBMIT.

6. Customer need to set their own UserName and Password.



TELANGANA GRAMEENA BANK

New User Registration.

One Time Password (OTP) has been sent to your registered mobile 86*****02. Please enter the same here to reset password.

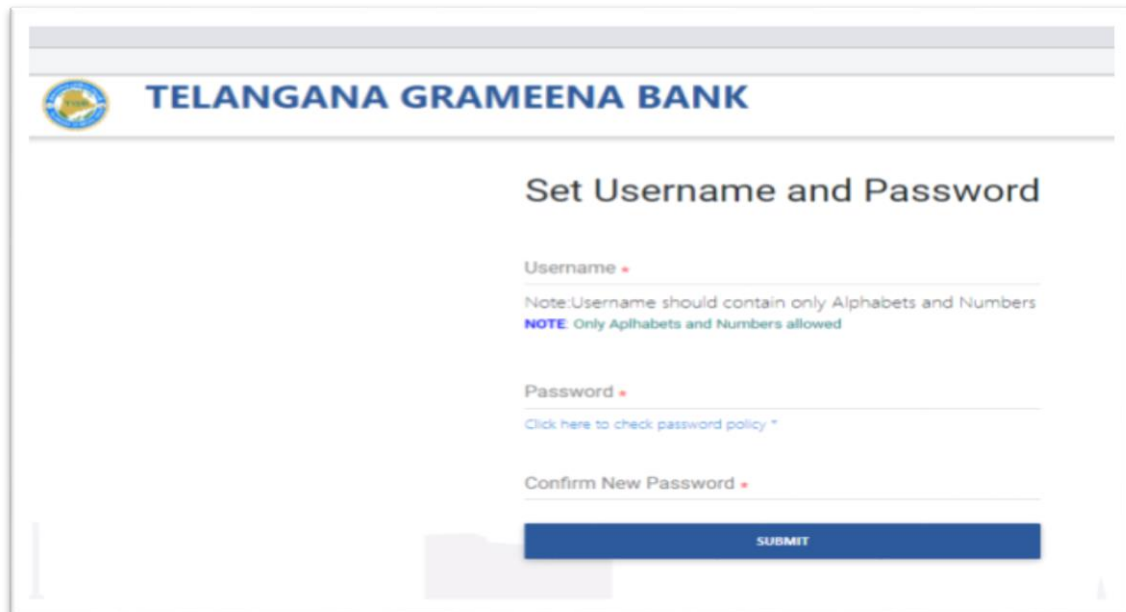
OTP *

SUBMIT

Haven't recieved OTP yet ? [Click Here](#) to resend OTP

[BACK](#)

7. Wait for the availability of username acknowledgement screen after entering the username.



TELANGANA GRAMEENA BANK

Set Username and Password

Username *

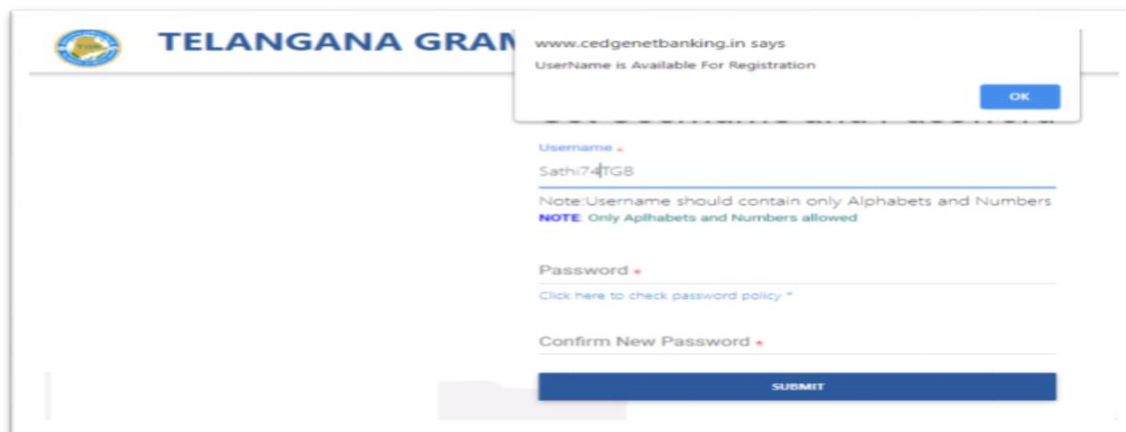
Note:Username should contain only Alphabets and Numbers
NOTE: Only Aplhabets and Numbers allowed

Password *

[Click here to check password policy *](#)

Confirm New Password *

SUBMIT



TELANGANA GRAM

www.cedgenetbanking.in says
UserName is Available For Registration

OK

Username *

Sathi74tGB

Note:Username should contain only Alphabets and Numbers
NOTE: Only Aplhabets and Numbers allowed

Password *

[Click here to check password policy *](#)

Confirm New Password *

SUBMIT

8. If available, then set the login password or change the Username and proceed from Step-5.
9. Set the password as per the Password Policy. A Good password shall be a combination of upper and lower case alphabets, contain at least one number and one special character.
10. Click submit button.
11. Registration is successful.

For Retail and Corporate User:

12. Login to Internet banking portal with the new credentials - username and password.

The screenshot shows the 'Retail Login' page of the Telangana Grameena Bank. The page features a header with the bank's logo and name. A large image on the left shows hands typing on a laptop keyboard with the text 'We are committed to helpful and responsive customer service and knowledgeable and dependable technical support.' The login form on the right includes fields for 'Username *' (containing 'Sathi74TGB') and 'Password *' (masked with dots). Below these is a CAPTCHA image with the text 'hMizqP' and a 'LOGIN' button. A link for 'Forgot/Expired Password?' is also present. A checkbox for 'Virtual Keyboard' is available, with a note: 'For better security use the Online Virtual Keyboard to login'. At the bottom, there are security warnings: 'Do not provide your username and password anywhere other than in this page' and 'Your username and password are highly confidential. Never part with them. Bank will never ask for this information.' Another warning states: 'NEVER respond to any popup, email, SMS or phone call, no matter how appealing or official looking, seeking your personal information such as username, password(s), mobile number, ATM Card details, etc. Such communications are sent or created by fraudsters to trick you into parting with your credentials.'

13. User need to set the Profile password for accessing their profile after login.

The screenshot shows the 'Set Profile Password' page of the Telangana Grameena Bank. The page features a header with the bank's logo and name. The form includes fields for 'Profile Password *', 'Confirm Profile Password *', and three security questions: 'What is your nick name?', 'How many siblings do you have?', and 'What is your favourite animal?'. Each question has a dropdown menu for the answer. Below the questions are 'Answer 1 *', 'Answer 2 *', and 'Answer 3 *' fields. A 'SUBMIT' button is at the bottom. A note at the bottom states: 'Always Remember Your Profile Password. It is needed for Financial Transactions.'

- Set the Profile Password as per the Password Policy.
- Reenter the profile password to confirm.
- Select and answer all the 3 hint questions for your profile from a choice of common questions.
- Click SUBMIT.

14. Enter the One-time password (OTP) sent to the mobile number registered to the Account and click SUBMIT.

enetbanking.in/OnlineTGB/setProfilePassword

TELANGANA GRAMEENA BANK

USER REGISTRATION

One Time Password (OTP) has been sent to your registered mobile 86*****02. Please enter the same here to reset password.

OTP *

SUBMIT

Haven't recieved OTP yet ? [Click Here](#) to resend OTP

[BACK](#)

15. Login is successful.

Home - Google Chrome

enetbanking.in/OnlineTGB/home

TELANGANA GRAMEENA BANK

Home

My Account ▾ Payments/Transfer ▾ E-Services ▾ Requests ▾ Enquiry ▾

Account Summary

Primary Account Other Deposit Accounts Loan Accounts Closed/Inoperative Accounts

Account Number	Description	Available Balance	Total Balance	Transaction
User Account Details				

Showing 1 to 1 of 1 entries

Note : Click on another tabs for other accounts

First Previous **1** Next Last

Quick Links

- My Account
- Profile
- Payments/Transfer
- E-Services
- Requests
- Enquiry

Note :-

- 3. Comply with all applicable laws and regulations
- 4. Help us design or improve our services for
